

# One- and two-family dwellings need smoke alarms and carbon monoxide alarms

Especially effective February 1, 2011, in Wisconsin



## Smoke Alarms - Save Lives and Property - Carbon Monoxide Alarms

### Smoke alarms - standard safety protection in Wisconsin residences - are now allied with carbon monoxide alarms.

As of February 1, 2011, there are Wisconsin requirements for both smoke alarms and carbon monoxide alarms in almost all one- and two-family dwellings, regardless of the building's age. The new carbon monoxide safety net is for dwellings with fuel burning appliances, fireplaces or attached garages.

#### Owners and Renters Have Responsibilities

Owners are responsible for alarm installations and occupants have responsibility to maintain the alarms. Owners must repair or replace alarms within five days of written notice from an occupant or an inspector. Authorized inspectors may enter dwellings to inspect alarms when requested by owners or occupants.

Tampering with alarms is illegal, dangerous, and can cause serious liability concerns. Freezing can damage carbon monoxide alarms.

#### Where and What Kinds?

Alarms must be installed in the basement, and on each floor level. The alarms need not be installed in attics, garages, or storage areas.

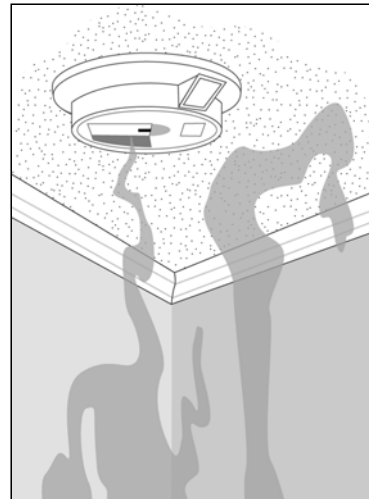
The alarms may be separate or combination units, powered by batteries, or in the case of new construction, tied into the home's electrical system, interconnected with battery backup.

Installation must follow manufacturers' instructions. Those instructions are provided with new alarms and usually can be found on the manufacturers' Web sites. The manufacturer should be identified on the alarm. Alarms used in Wisconsin must be approved by Underwriters Laboratories.

Code language is in Comm 21.09 and 21.097, Uniform Dwelling Code, and Comm 28, Smoke Detectors and Carbon Monoxide Detectors.

<http://legis.wisconsin.gov/rsb/code/comm/comm021.pdf>

<http://legis.wisconsin.gov/rsb/code/comm/comm028.pdf>



See other side for installation info.

#### Save lives and property!

Smoke kills more people in residential fires than the flames. Smoke alarms detect the presence of smoke even before you can see it or smell it, especially when flames might not be in your line of sight. (There are alarms for people with visual or auditory disabilities.)

Carbon monoxide is a gas created by incomplete burning of fuels. Carbon monoxide is colorless, odorless and tasteless, but highly toxic. It can build up over time, with unrecognized symptoms such as headaches, nausea, disorientation, or irritability eventually building to unconsciousness and fatal poisoning. Carbon monoxide alarms warn of the gas before it reaches dangerous levels.

Examples of some carbon monoxide sources are garages, heaters, fireplaces, furnaces, appliances or cooking sources using coal, wood, oil, kerosene, or other fuels. Electric appliances are not carbon monoxide sources.

#### Alarms do not guarantee safety

Alarms must be tested regularly and should have batteries changed at least annually, or when a low-battery warning sounds. The alarms must not be painted over and should be kept clean. Alarms should be replaced when they reach the end of their life span.

#### Multifamily buildings

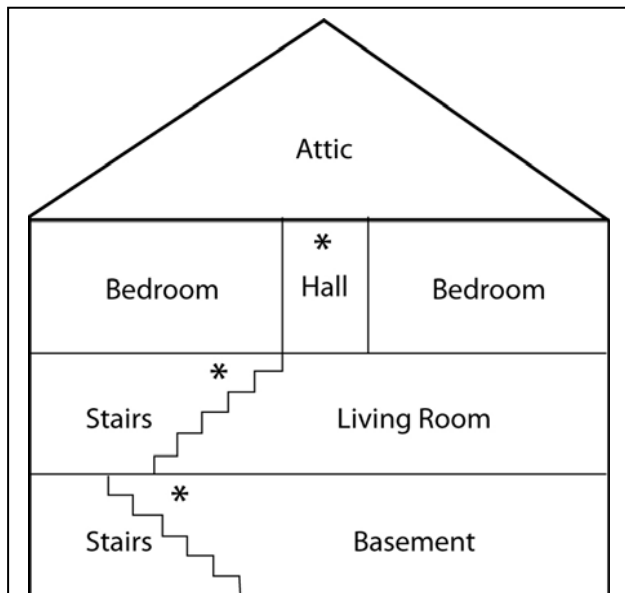
Buildings with more than two residential units also need smoke and carbon monoxide alarms. The installation requirements for those multifamily dwellings are different. Rules for alarms in multifamily dwellings and other public buildings are in the Wisconsin Commercial Building Code, Comm 61-66.

<http://legis.wisconsin.gov/rsb/code/comm/comm060.html>

<b>Smoke and Carbon Monoxide Alarm Requirements</b> Date of building permit or construction	Battery-powered permitted	Building electrical system powered	Building power and battery backup	Interconnection between alarms	Alarms on every floor level	Alarms outside each sleeping area	Alarms in each bedroom
Smoke alarms in one- and 2-family dwellings before 4-1-92	✓				✓		
Smoke alarms in Uniform Dwelling Code after 4-1-92		✓		✓	✓		
Smoke alarms in Uniform Dwelling Code after 12-1-95		✓		✓	✓	✓	
Smoke alarms in Uniform Dwelling Code after 4-1-01			✓	✓	✓	✓	✓
Carbon monoxide alarms before 2-1-11	✓*				✓		
Carbon monoxide alarms after 2-1-11		✓	✓	✓	✓	✓	

\* Battery-powered or plug in.

Minimum Requirements - See Table for Additional



Install a smoke alarm and a carbon monoxide alarm (or combination alarms) in the basement and on each floor except the attic or a storage area.

### Installations must follow manufacturers' instructions.

Those instructions are provided with new alarms and usually can be found on manufacturers' Web sites. The manufacturer is identified on the alarm. Alarms in Wisconsin must be approved by Underwriters Laboratories.

**Freezing can damage carbon monoxide alarms.**

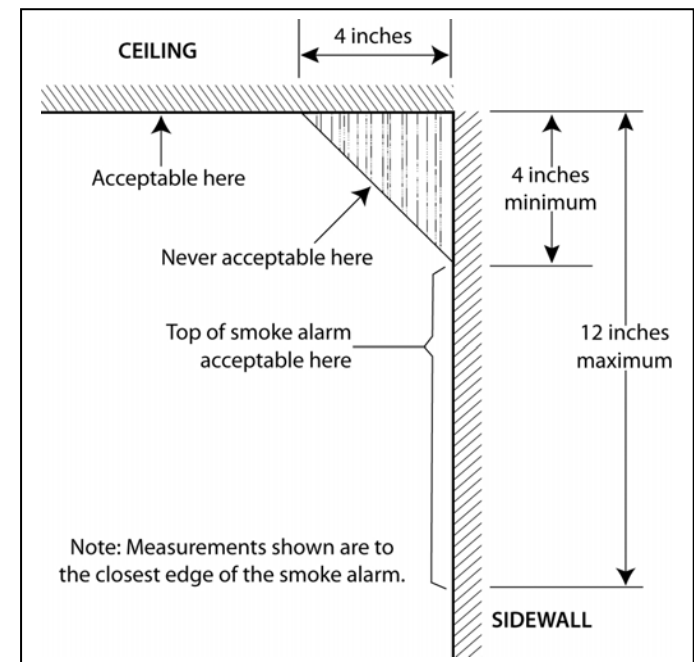
**You can direct questions to your local building inspector or fire department.** There are many Internet and library sources of info about keeping your family safe.

Code language is in Comm 21.09 and 21.097, Uniform Dwelling Code, and Comm 28, Smoke Detectors and Carbon Monoxide Detectors.

<http://legis.wisconsin.gov/rsb/code/comm/comm021.pdf>

<http://legis.wisconsin.gov/rsb/code/comm/comm028.pdf>

### Smoke Alarm Installation



Note: Measurements shown are to the closest edge of the smoke alarm.